

# Students SPARC

Each institution has its own SPARC course in which the students who have not completed the training as of 10/23/2018 will be pre-enrolled.

To access the course, log onto Blackboard. On the Home page, look for My Organizations and the Training course will be listed there as "Institution name Students SPARC FALL 2018." If you do not see it, please contact your campus Title IX Coordinator.

The screenshot displays a Blackboard user interface with a top navigation bar containing "Notifications Dashboard", "Add Module", and "Personalize Page". The main content area is divided into several sections:

- Left Sidebar:** Contains links for "CUNYfirst MyInfo", "Office 365 for Education", and "CUNY Cloud virtual desktop".
- Baruch College Section:** Features an "Attention students" notice about a survey and two "Important Note" sections for faculty and students regarding course availability and email updates.
- My Courses Section:** Lists courses where the user is an instructor (e.g., "123bbtest merged") and a student (e.g., "CCNY\_MERGE\_ISSUE"). A red box highlights a "BBTEST" course with a callout stating: "Student SPARC Training will be displayed in the My Organizations section of Blackboard's home page as 'Institution name Students SPARC FALL 2018'".
- My Organizations Section:** Lists organizations where the user is a participant, with "Baruch Students SPARC FALL 2018" highlighted in a red box.
- My Announcements Section:** Located at the bottom of the page.

Course entry page.

The screenshot shows a Blackboard course page. On the left is a dark green navigation menu with the following items: "Students SPARC DEV Course", "Announcements", "Tools", "Help", "SPARC Training Module Selection Page" (highlighted with a red box and an arrow), "SPARC Completion History", and "SPARC Completion Certificate". The main content area has a grey header with the word "Announcements". Below this is an "Instruction" post with the text: "Click on the SPARC Training Module Selection Page to access the first training module." This text is enclosed in a red box with an arrow pointing to the menu item. Below the instruction is a blue banner for "SPARC Sexual & Interpersonal Violence Prevention And Response Course" with logos for State University of New York and City University of New York. At the bottom of the main content area, there are three numbered instructions:

- 1 - Select the "SPARC Training Module Selection Page" option from the menu on the left and follow the instructions.
- 2 - Once completed, if you wish to print a certificate showing the earliest date you completed the SPARC Online Training, select "SPARC Completion Certificate" from the menu on the left and click the small printer icon on the SPARC Completion Certificate.
- 3 - If you have been asked to take SPARC more than once and require proof of the most recent date of completion, select "SPARC Completion History" from the menu on the left and print the page.

The Blackboard logo is visible at the bottom left of the page.

SPARC Training Module Selection Page.

First, read the instructions carefully. Then, click on CUNY SPARC Online Training-Module 1 to launch the first module.

- Students SPARC DEV Course
- Announcements
- Tools
- Help
- SPARC Training Module Selection Page
- SPARC Completion History
- SPARC Completion Certificate

## SPARC Training Module Selection Page

Read the instructions before starting the module



### Instructions:

SPARC Online Training consists of four (4) modules. **You must complete all of them to get credit for completing SPARC.**

Please note that we use adaptive release for this course. You have to view each module and then complete the one (1) question validation before the next module will become available. Once you complete all four modules and the final validation, you will be able to print your certificate. Each module is designed to be approximately 5-10 minutes.

***Please complete each individual module in one sitting as it will not resume where you left off.***

Click here to launch/start the first module.



[CUNY SPARC Online Training - Module 1](#)

Please click the link above to view Module 1. After viewing all of the slides, complete the validation, which will appear below to access Module 2.

SPARC Version 2.0 - Updated September 20, 2018



- Menu**
- 1. Module 1: Welcome and Introductions
    - 1.1. Title Slide
    - 1.2. Don't Forget to Complete the Validation
    - 1.3. Begin Module 1
    - 1.4. Welcome to SPARC Training
    - 1.5. Welcome
    - 1.6. Call to Action
    - 1.7. Compliance
    - 1.8. Inclusivity
    - 1.9. Quiz

CUNY SPARC Online Training - Module 1

Module 1: Welcome & Introduction

Resources

If you don't see the buttons below, increase the size of the window by dragging the right corner.

Check the box to the left for the accessible version of this module. ?

 Click to begin Module 1: Introduction	 Definitions	 Resources	 Next Steps	 Quit when Finished
---	-----------------	---------------	----------------	------------------------

Click on the first button (i) to start the module

Click on the Continue button to move to the next slide.

The screenshot shows a web browser window with the URL [https://bbhosted.cuny.edu/courses/1/CO\\_SSPARC](https://bbhosted.cuny.edu/courses/1/CO_SSPARC). The page title is "CUNY SPARC Online Training - Module 1". The CUNY logo is in the top left. A navigation menu on the left lists items 1.1 through 1.9, with "1.4. Welcome to SPARC Training" selected. The main content area has a blue background with the heading "Welcome to SPARC Training". A white box contains a "Trigger Warning" and a paragraph of text. A "Continue" button is at the bottom center. A speaker icon is at the bottom left. Three red boxes with arrows provide instructions: one pointing to the menu, one pointing to the warning text, and one pointing to the "Continue" button.

CUNY SPARC Online Training - Module 1

Resources

# Welcome to SPARC Training

You cannot use the links from the menu to move to the next slide .  
You have wait until the Continue button is displayed and click on it.

**Trigger Warning:** The information contained within this course touches on the subjects of sexual and relationship violence. If you have personal experience with this subject matter you may find some of this content difficult.

If at any point you find yourself needing emotional support or you would like to discuss your options for completing this course in an emotionally supportive environment, please contact the University Title IX Director, Ms. Rodney Pepe-Souvenir at [Rodney.Pepe-Souvenir@cuny.edu](mailto:Rodney.Pepe-Souvenir@cuny.edu)

**Continue**

Click on the Continue button to move to the next slide

1. Module 1: Welcome and Introductions

- 1.1. Title Slide
- 1.2. Don't Forget to Complete the Validation
- 1.3. Begin Module 1
- 1.4. Welcome to SPARC Training
- 1.5. Welcome
- 1.6. Call to Action
- 1.7. Compliance
- 1.8. Inclusivity
- 1.9. Quiz



Menu

- 1. Module 1: Welcome and Introductions
  - 1.1. Title Slide
  - 1.2. Don't Forget to Complete the Validation
  - 1.3. Begin Module 1
  - 1.4. Welcome to SPARC Training
  - 1.5. Welcome
  - 1.6. Call to Action
  - 1.7. Compliance
  - 1.8. Inclusivity
  - 1.9. Quiz

# Quiz

The Quiz page is interactive. You can click on it to select your answer. Then, click submit.

Read the following statements. Which of these students have experienced sexual or intimate partner violence and as a result, may need interim and supportive measures from the college?

- Angel will not let his boyfriend Ben go to the gym because he is afraid that Ben will flirt with other men.
- Luc is pledging a fraternity and was told to have sex and take a picture of them in the act. While Luc and Sage had consensual sex, Luc used a secret camera in the background to take their picture.
- Jordyn has been spreading rumors about Emery since they stopped hooking up. Jordyn has also been using Emery's social media to find out his schedule and show up where ever he is.
- Finley and Beth attend the same college. One Friday night they go to a party in Brooklyn. On their way home, Beth put her hand down Finley's pants without permission to see how Finley would react.

Go Back

Submit







Once you click on the “Return to Module Selection Page” button, the window will close and you should see the SPARC Training Module Selection Page.

Now, you need take the validation test in order to have access to the second module. Click on the SPARC Module 1 Validation link.

**SPARC Training Module Selection Page**

**Instructions:**

SPARC Online Training consists of four (4) modules. **You must complete all of them to get credit for completing SPARC.**

Please note that we use adaptive release for this course. You have to view each module and then complete the one (1) question validation before the next module. After you complete all four modules and the final validation, you will be able to print your certificate. Each module is designed to be approximately 5-10 minutes.

***Please complete each individual module in one sitting as it will not resume where you left off.***

---

**CUNY SPARC Online Training - Module 1**

Please click the link above to view Module 1. After viewing all of the slides, complete the validation, which will appear below to access Module 2.

SPARC Version 2.0 - Updated September 20, 2018

---

**SPARC Module 1 Validation**

Click the link and answer the question to continue on to Module 2.

Click on the SPARC Module 1 Validation link.



## Begin: SPARC Module 1 Validation

### INSTRUCTIONS

Force Completion Once started, this test must be completed in one sitting. Do not leave the test before clicking **Save and Submit**.

Multiple Attempts This test allows multiple attempts.

Click **Begin** to start: SPARC Module 1 Validation. Click **Cancel** to go back.

*Click Begin to start. Click Cancel to quit.*

Click on the Begin button to start the validation test.

Cancel **Begin**

## Take Test: SPARC Module 1 Validation

### Test Information

Description

Instructions Please answer this one question validation to move on to Module 2.

Multiple Attempts This test allows multiple attempts.

Force Completion Once started, this test must be completed in one sitting. Do not leave the test before clicking **Save and Submit**.

### Question Completion Status:

#### QUESTION 1

Do you certify that you have viewed and understand the content contained in Module 1?

- Yes  
 No

*Click Save and Submit to save and submit. Click Save All Answers to save all answers.*

Select Yes or No

100 points Save Answer

Click Save and Submit.

Do not click Save All Answers.

Save All Answers

**Save and Submit**

ation to move on to Module 2.

pleted in one si

Test submission confirmation: Click Cancel to return to the test. Click OK to submit assessment.

Click on the OK button



OK

Cancel

### Test Submitted: SPARC Module 1 Validation

Test saved and submitted.

**Student:** Krafins Valcin\_PreviewUser  
**Test:** SPARC Module 1 Validation  
**Organization:** Students SPARC DEV Course (CO\_SSPARC\_DEV)  
**Started:** 10/18/18 3:42 PM  
**Submitted:** 10/18/18 3:46 PM  
**Time Used:** 4 minutes

Click OK to review results.  
Thursday, October 18, 2018 3:46:29 PM EDT

Click the OK button



← OK

## Review Test Submission: SPARC Module 1 Validation

User	Krafins Valcin_PreviewUser
Course	Students SPARC DEV Course
Test	SPARC Module 1 Validation
Started	10/18/18 3:42 PM
Submitted	10/18/18 3:46 PM
Status	Completed
Attempt Score	100 out of 100 points
Time Elapsed	4 minutes
Instructions	Please answer this one question validation to move on to Module 2.

### Question 1

100 out of 100 points

Do you certify that you have viewed and understand the content contained in Module 1?

Thursday, October 18, 2018 3:47:13 PM EDT

Click the OK bouton  
again.

← OK

**SPARC Training Module Selection Page**

**Instructions:**  
SPARC Online Training consists of four (4) modules. **You must complete all of them to get credit for completing SPARC.**

Please note that we use adaptive release for this course. You have to view each module and then complete the one (1) question validation before the next module will become available. Once you complete all four modules and the final validation, you will be able to print your certificate. Each module is designed to be approximately 5-10 minutes.

***Please complete each individual module in one sitting as it will not resume where you left off.***

---

**CUNY SPARC Online Training - Module 1**

Please click the link above to view Module 1. After viewing all of the slides, complete the validation, which will appear below to access Module 2.

SPARC Version 2.0 - Updated September 20, 2018

---

**SPARC Module 1 Validation**

Click the link and answer the question to continue on to Module 2.

Now the second module is available. Click on the link to launch/start it.

---

**CUNY SPARC Online Training - Module 2**

Please click the link above to view Module 2. After viewing all of the slides, complete the validation, which will appear below to access Module 3.

SPARC Version 2.0 - Updated September 20, 2018

Follow the same process until you complete module and validation 4.



### **SPARC Module 2 Validation**

Enabled: Adaptive Release

Click the link and answer the question to continue on to Module 3.

---



### **CUNY SPARC Online Training - Module 3**

Enabled: Adaptive Release, Statistics Tracking

Please click the link above to view Module 3. After viewing all of the slides, complete the validation,

SPARC Version 2.0 - Updated September 20, 2018

---



### **SPARC Module 3 Validation**

Enabled: Adaptive Release

Click the link and answer the question to continue on to Module 4.

---



### **CUNY SPARC Online Training - Module 4**

Enabled: Adaptive Release, Statistics Tracking

Please click the link above to view Module 4. After viewing all of the slides, complete the validation,

SPARC Version 2.0 - Updated September 20, 2018

---



### **SPARC Module 4 Validation and SPARC Completion Certification**

Enabled: Adaptive Release

Click the link and answer the question to complete the SPARC Online Training Program.

Once “SPARC Module 4 Validation and SPARC Completion Certificate” is done, you should be able to print the certificate.

Click on the SPARC Completion Certificate link.

SPARC Training Module Selection Page

Build Content ▾ Assessments ▾ Tools ▾ Partner Content ▾

**You Have Completed SPARC Online Training**

Enabled: Adaptive Release

You have successfully completed SPARC training at least 1 time. Click the **SPA**... the current version. Then, click the **SPARC Completion Certificate**

Click here to view and print your certificate.

**Instructions:**

SPARC Online Training consists of four (4) modules. **You must complete all of**

Click on the Printer Icon to open the certificate in print format. Make sure Pop-up blocker is disabled.



All Achievements

Earned Achievements

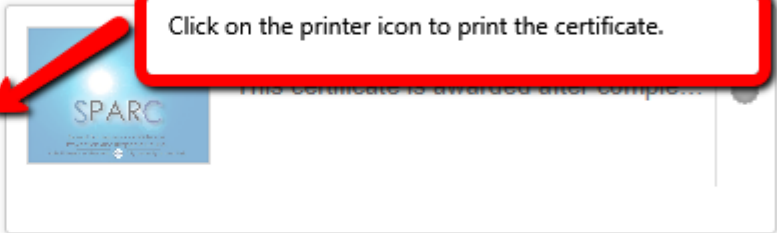


### SPARC Completion Certificate

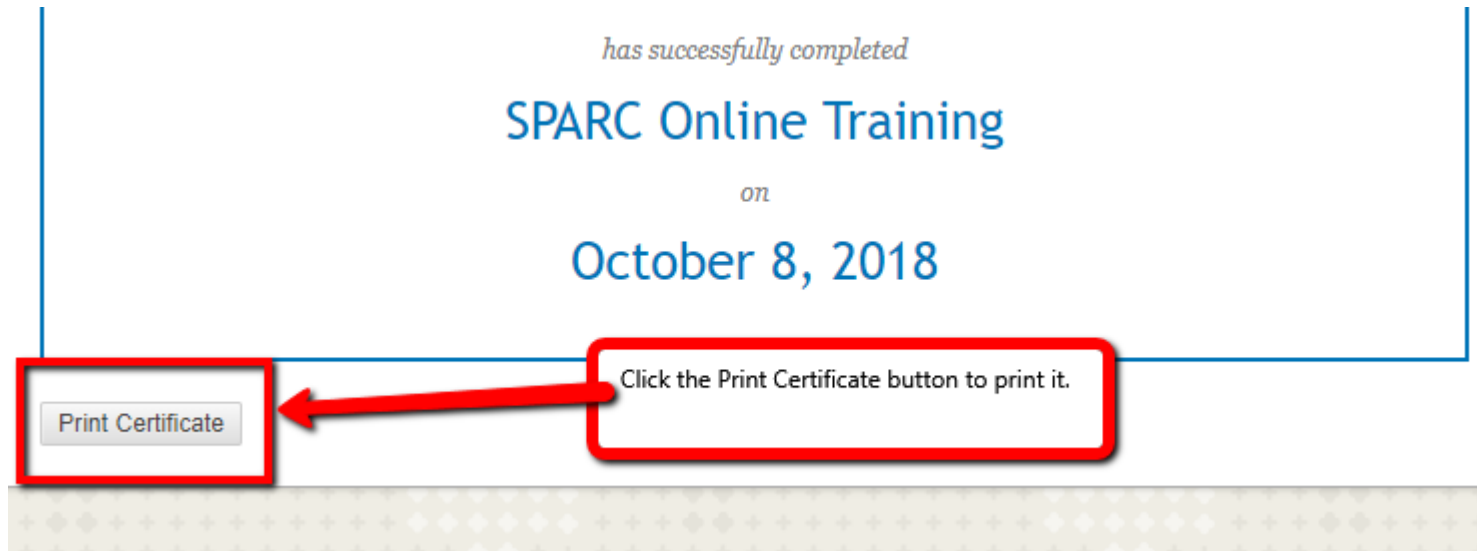
This certificate is awarded after comple...



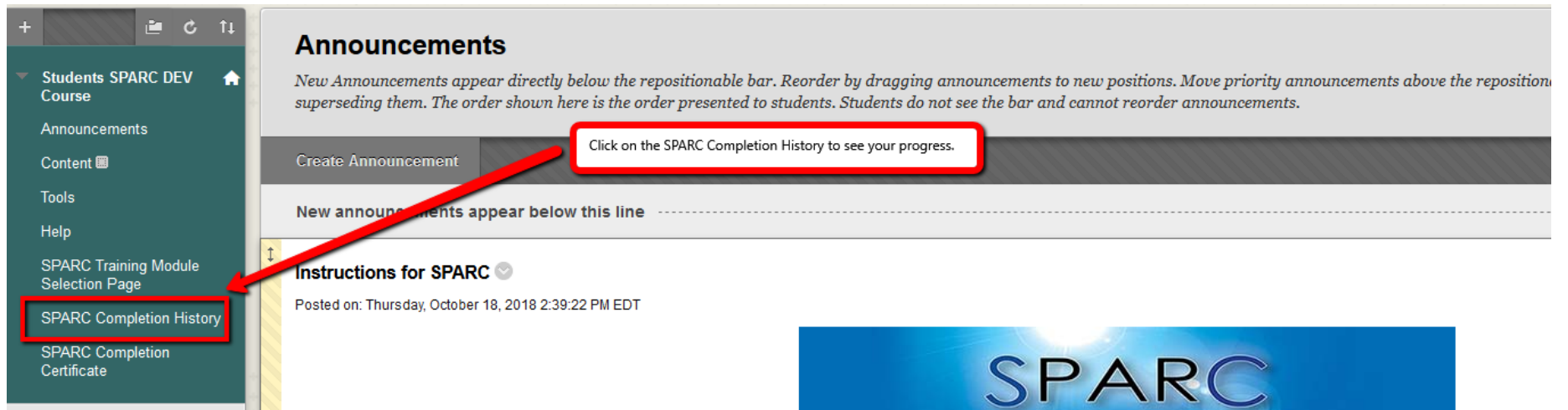
Click on the printer icon to print the certificate.



Click on the print button at the



SPARC Completion History



You must have a total grade of 100 in order to complete the training and print the certificate. All items must have the green check mark next to them. All module validations must have a grade of 100. Otherwise, you have not fully completed the training. You need to go back to the SPARC Training Module Selection Page to complete what you have not completed yet.

SPARC Online Training

Announcements

SPARC Training Module Selection Page

SPARC Completion Certificate

SPARC Completion History

My Grades

All Graded Upcoming Submitted

If don't see any grades for any of the Module Validations and the Total is not 100, this means you haven't fully completed the training.

Order by: Cour

ITEM	LAST ACTIVITY	GRADE
Total <a href="#">View Description</a> <a href="#">Grading Criteria</a>		100.0000 /100
CUNY SPARC Online Training <a href="#">View Description</a>	UPCOMING	-
SPARC Module 1 Validation Test	Oct 8, 2018 9:53 PM GRADED	100.0000 /100
SPARC Module 2 Validation Test	Oct 8, 2018 10:20 PM GRADED	100.0000 /100
SPARC Module 3 Validation Test	Oct 8, 2018 10:52 PM GRADED	100.0000 /100
SPARC Module 4 Validation and SPARC Completion Certification Test	Oct 8, 2018 10:54 PM GRADED	100.0000 /100
CUNY SPARC Online Training - Module 1 <a href="#">View Description</a>	Oct 8, 2018 9:53 PM GRADED	✓
CUNY SPARC Online Training - Module 2 <a href="#">View Description</a>	Oct 8, 2018 10:20 PM GRADED	✓
CUNY SPARC Online Training - Module 3	Oct 8, 2018 10:54 PM	✓