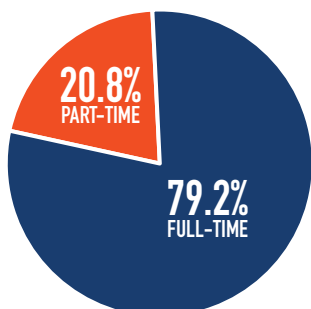


ENROLLMENT FACT SHEET: FALL 2023

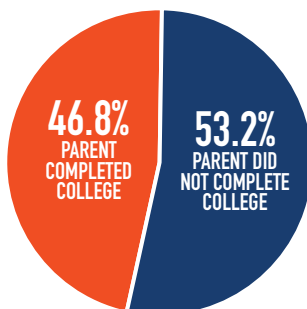
TOTAL DEGREE STUDENT ENROLLMENT: 7,632

DEGREE STUDENT PROFILE

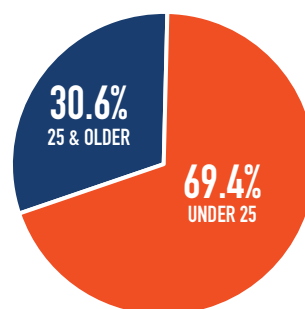
FULL/PART-TIME STATUS



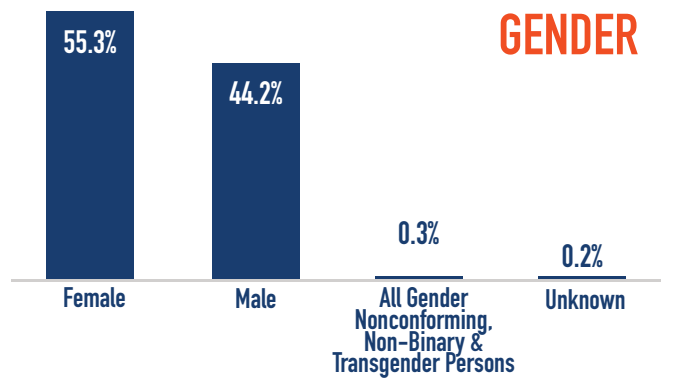
FIRST GENERATION



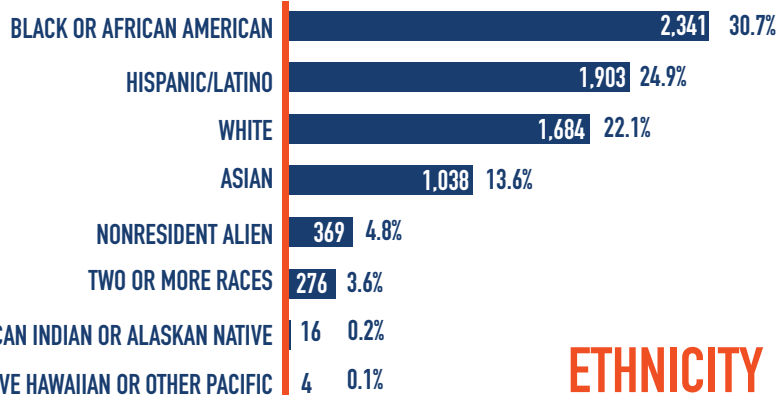
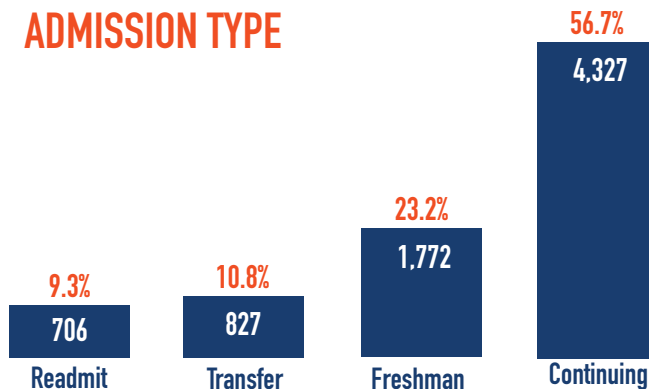
AGE DISTRIBUTION



GENDER



ADMISSION TYPE



TOP FIVE MAJORS

LIBERAL ARTS AA	1,994	26.1%
BUSINESS ADMINISTRATION AS	809	10.6%
CRIMINAL JUSTICE AA	540	7.1%
COMPUTER SCIENCE AS	382	5.0%
MENTAL HEALTH HUMAN SERVICES AS	364	4.8%

112

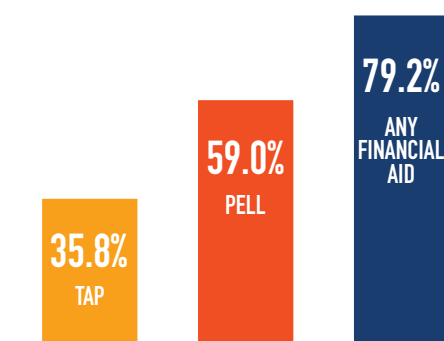
Number of Foreign Countries Represented by Students at Kingsborough Community College

COUNTRY OF BIRTH

TOP 10 COUNTRIES

Haiti, Pakistan, Jamaica, Ukraine, Uzbekistan, China, Russia, Bangladesh, Yemen, Dominican Republic

FINANCIAL AID



37 Number of Associates Degree Programs

11 Number of Academic Programs Online

2 Number of Certificate Programs

DEGREES GRANTED AND OTHER PROGRAMS

GRADUATE DATA

DEGREES EARNED

AA	657	41.6%
AAS	244	15.4%
AS	678	42.9%
CERTIFICATE	1	0.1%
TOTAL	1,580	100%

52%

Percent of Graduates Who Transfer to a Four-Year Institution

TOP 5 TRANSFER INSTITUTIONS

Brooklyn College, John Jay College, City Tech Baruch, Hunter College

1,580

Number of Degrees Granted 2022 - 2023

THREE-YEAR GRADUATION RATE FULL-TIME FRESHMAN

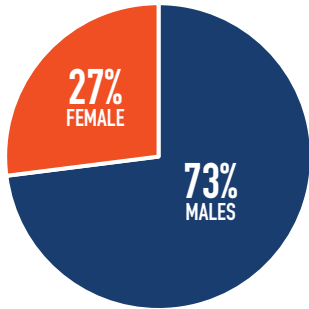
FALL 2020

23.6%

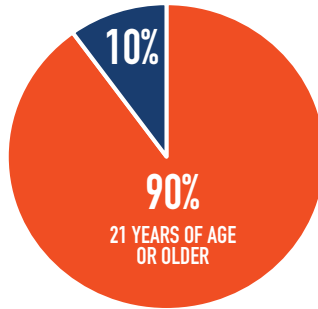
CONTINUING EDUCATION

CONTINUING EDUCATION

GENDER



AGE



9

Number of Non-Credit to Credit Pathways

35

Number of Certificate Programs

20,801

Number of Students Served by Continuing Education (2022 - 2023)

UNIQUE OFFERINGS/ PROGRAMS

Maternal Health and Doula Training; Fiber Optics; Culinary Cannabis; College for Kids; Taxi TLC Prep; 50+ Wellness Program

NUMBER OF STUDENTS SERVED BY COLLABORATIVE PROGRAMS (AY 2023-2024)

COLLEGE NOW

13,010

Number of College Now Students

COLLEGE NOW

240

High Schools with College Now Partners

379

EARLY COLLEGE INITIATIVE