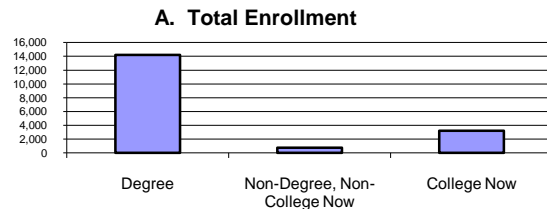


# KCC Fall 2009 At A Glance


## A. Total Enrollment

Degree	14,221
Non-Degree, Non-College Now	771
College Now	3212
<b>Total Credit Enrollment</b>	<b>18,204</b>



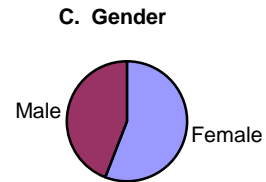
## B. Race and Ethnicity

Asian	13.0%
Black, Non-Hispanic	33.2%
Hispanic	15.7%
White, Non-Hispanic	37.9%
Other	0.2%



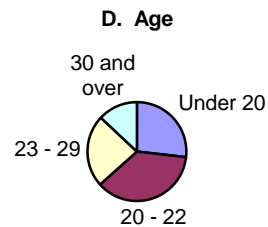
## C. Gender

Female	55.9%
Male	44.1%



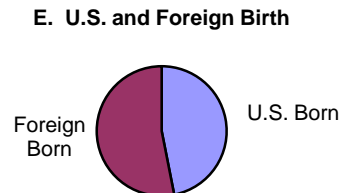
## D. Age

Under 20	26.8%
20 - 22	36.6%
23 - 29	23.6%
30 and over	13.0%



## E. U.S. and Foreign Birth

U.S. Born	46.9%
Foreign Born	53.1%



## F. Places of Birth (among those born outside USA)

North America	2.3%
Caribbean	24.9%
Central & South America	7.9%
Europe	31.3%
Africa	5.0%
Asia	28.6%

## G. Top Five Majors

Liberal Arts	5548
Business Administration	1295
Biology	1266
Accounting	612
Nursing I (Pre-Clinical)	469

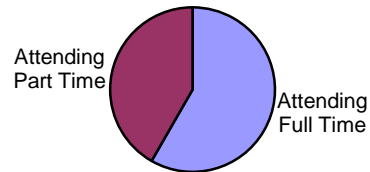
# KCC Fall 2009 At A Glance

H. Number of Native Languages 73

I. Percent Full-Time Freshmen Receiving Financial Aid (Fall 2004) 70


J. Full- or Part-Time Status  
 Attending Full Time 58.3%  
 Attending Part Time 41.7%

J. Full- or Part-Time Status



K. Borough of Residence (Including College Now)  
 Brooklyn 83.2%  
 Queens 7.2%  
 Staten Island 5.0%  
 Manhattan 2.1%  
 Bronx 1.5%  
 Outside NYC 1.0%

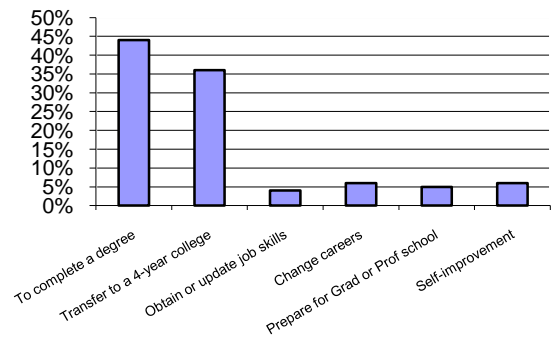
K. Residence



L. Educational Goals

Goal	Percentage
To complete a degree	44%
Transfer to a 4-year college	36%
Obtain or update job skills	4%
Change careers	6%
Prepare for Grad or Prof school	5%
Self-improvement	6%

L. Educational Goals



M. New Degree Student Distribution  
 First Time Freshmen 3111  
 Advanced Standing Transfer 2130  
 Readmitted 1216

N. Degrees Awarded  
 January 521  
 June 866  
 August 500  
**Total Degrees Awarded 1887**